

Network Working Group
Request for Comments: 3078
Category: Informational
Updates: 2118

G. Pall
Microsoft Corporation
G. Zorn
Cisco Systems
March 2001

Microsoft Point-To-Point Encryption (MPPE) Protocol

Status of this Memo

This memo provides information for the Internet community. It does not specify an Internet standard of any kind. Distribution of this memo is unlimited.

Copyright Notice

Copyright (C) The Internet Society (2001). All Rights Reserved.

Abstract

The Point-to-Point Protocol (PPP) provides a standard method for transporting multi-protocol datagrams over point-to-point links.

The PPP Compression Control Protocol provides a method to negotiate and utilize compression protocols over PPP encapsulated links.

This document describes the use of the Microsoft Point to Point Encryption (MPPE) to enhance the confidentiality of PPP-encapsulated packets.

Specification of Requirements

In this document, the key words "MAY", "MUST", "MUST NOT", "optional", "recommended", "SHOULD", and "SHOULD NOT" are to be interpreted as described in [5].

1. Introduction

The Microsoft Point to Point Encryption scheme is a means of representing Point to Point Protocol (PPP) packets in an encrypted form.

MPPE uses the RSA RC4 [3] algorithm to provide data confidentiality. The length of the session key to be used for initializing encryption tables can be negotiated. MPPE currently supports 40-bit and 128-bit session keys.

MPPE session keys are changed frequently; the exact frequency depends upon the options negotiated, but may be every packet.

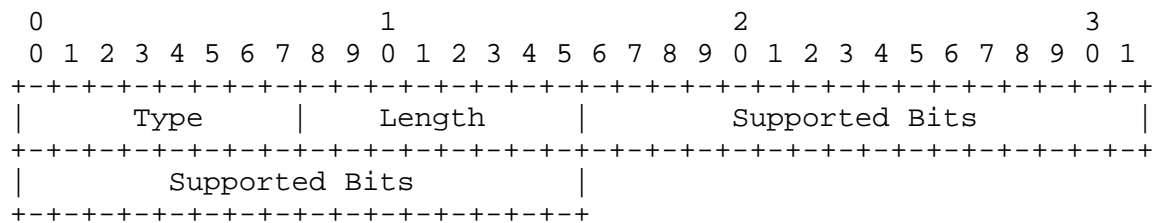
MPPE is negotiated within option 18 [4] in the Compression Control Protocol.

2. Configuration Option Format

Description

The CCP Configuration Option negotiates the use of MPPE on the link. By default (i.e., if the negotiation of MPPE is not attempted), no encryption is used. If, however, MPPE negotiation is attempted and fails, the link SHOULD be terminated.

A summary of the CCP Configuration Option format is shown below. The fields are transmitted from left to right.



Type

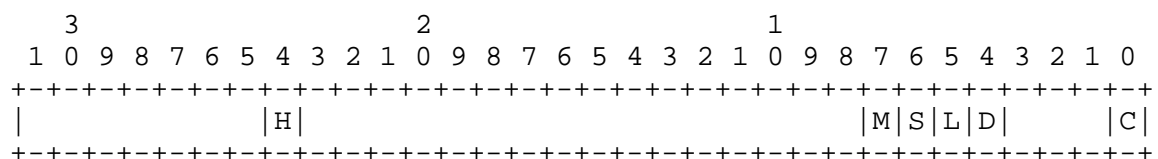
18

Length

6

Supported Bits

This field is 4 octets, most significant octet first.



The 'C' bit is used by MPPC [4] and is not discussed further in this memo. The 'D' bit is obsolete; although some older peers may attempt to negotiate this option, it SHOULD NOT be accepted. If the 'L' bit is set (corresponding to a value of 0x20 in the least significant octet), this indicates the desire of the sender to negotiate the use of 40-bit session keys. If the 'S' bit is set (corresponding to a value of 0x40 in the least significant octet), this indicates the desire of the sender to negotiate the use of 128-bit session keys. If the 'M' bit is set (corresponding to a value of 0x80 in the least significant octet), this indicates the desire of the sender to negotiate the use of 56-bit session keys. If the 'H' bit is set (corresponding to a value of 0x01 in the most significant octet), this indicates that the sender wishes to negotiate the use of stateless mode, in which the session key is changed after the transmission of each packet (see section 10, below). In the following discussion, the 'S', 'M' and 'L' bits are sometimes referred to collectively as "encryption options".

All other bits are reserved and MUST be set to 0.

2.1. Option Negotiation

MPPE options are negotiated as described in [2]. In particular, the negotiation initiator SHOULD request all of the options it supports. The responder SHOULD NAK with a single encryption option (note that stateless mode may always be negotiated, independent of and in addition to an encryption option). If the responder supports more than one encryption option in the set requested by the initiator, the option selected SHOULD be the "strongest" option offered. Informally, the strength of the MPPE encryption options may be characterized as follows:

```
STRONGEST
    128-bit encryption ('S' bit set)
    56-bit  encryption ('M' bit set)
    40-bit  encryption ('L' bit set)
WEAKEST
```

This characterization takes into account the generally accepted strength of the cipher.

The initiator SHOULD then either send another request containing the same option(s) as the responder's NAK or cancel the negotiation, dropping the connection.

3. MPPE Packets

Before any MPPE packets are transmitted, PPP MUST reach the Network-Layer Protocol phase and the CCP Control Protocol MUST reach the Opened state.

Exactly one MPPE datagram is encapsulated in the PPP Information field. The PPP Protocol field indicates type 0x00FD for all encrypted datagrams.

The maximum length of the MPPE datagram transmitted over a PPP link is the same as the maximum length of the Information field of a PPP encapsulated packet.

Only packets with PPP Protocol numbers in the range 0x0021 to 0x00FA are encrypted. Other packets are not passed thru the MPPE processor and are sent with their original PPP Protocol numbers.

Padding

It is recommended that padding not be used with MPPE. If the sender uses padding it MUST negotiate the Self-Describing-Padding Configuration option [10] during LCP phase and use self-describing pads.

Reliability and Sequencing

The MPPE scheme does not require a reliable link. Instead, it relies on a 12-bit coherency count in each packet to keep the encryption tables synchronized. If stateless mode has not been negotiated and the coherency count in the received packet does not match the expected count, the receiver MUST send a CCP Reset-Request packet to cause the resynchronization of the RC4 tables.

MPPE expects packets to be delivered in sequence.

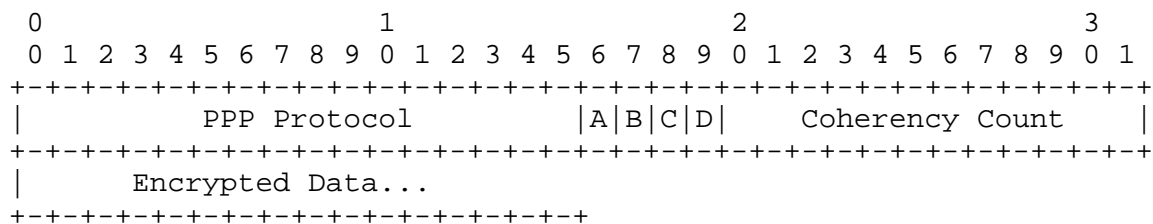
MPPE MAY be used over a reliable link, as described in "PPP Reliable Transmission" [6], but this typically just adds unnecessary overhead since only the coherency count is required.

Data Expansion

The MPPE scheme does not expand or compress data. The number of octets input to and output from the MPPE processor are the same.

3.1. Packet Format

A summary of the MPPE packet format is shown below. The fields are transmitted from left to right.



PPP Protocol

The PPP Protocol field is described in the Point-to-Point Protocol Encapsulation [1].

When MPPE is successfully negotiated by the PPP Compression Control Protocol, the value of this field is 0x00FD. This value MAY be compressed when Protocol-Field-Compression is negotiated.

Bit A

This bit indicates that the encryption tables were initialized before this packet was generated. The receiver MUST re-initialize its tables with the current session key before decrypting this packet. This bit is referred to as the FLUSHED bit in this document. If the stateless option has been negotiated, this bit MUST be set on every encrypted packet. Note that MPPC and MPPE both recognize the FLUSHED bit; therefore, if the stateless option is negotiated, it applies to both MPPC and MPPE.

Bit B

This bit does not have any significance in MPPE.

Bit C

This bit does not have any significance in MPPE.

Bit D

This bit set to 1 indicates that the packet is encrypted. This bit set to 0 means that this packet is not encrypted.

Coherency Count

The coherency count is used to assure that the packets are sent in proper order and that no packet has been dropped. It is a monotonically increasing counter which incremented by 1 for each packet sent. When the counter reaches 4095 (0x0FFF), it is reset to 0.

Encrypted Data

The encrypted data begins with the protocol field. For example, in case of an IP packet (0x0021 followed by an IP header), the MPPE processor will first encrypt the protocol field and then encrypt the IP header.

If the packet contains header compression, the MPPE processor is applied AFTER header compression is performed and MUST be applied to the compressed header as well. For example, if a packet contained the protocol type 0x002D (for a compressed TCP/IP header), the MPPE processor would first encrypt 0x002D and then it would encrypt the compressed Van-Jacobsen TCP/IP header.

Implementation Note

If both MPPE and MPPC are negotiated on the same link, the MPPE processor MUST be invoked after the MPPC processor by the sender and the MPPE processor MUST be invoked before the MPPC processor by the receiver.

4. Initial Session Keys

In the current implementation, initial session keys are derived from peer credentials; however, other derivation methods are possible. For example, some authentication methods (such as Kerberos [8] and TLS [9]) produce session keys as side effects of authentication; these keys may be used by MPPE in the future. For this reason, the techniques used to derive initial MPPE session keys are described in separate documents.

5. Initializing RC4 Using a Session Key

Once an initial session key has been derived, the RC4 context is initialized as follows:

```
rc4_key(RC4Key, Length_Of_Key, Initial_Session_Key)
```

6. Encrypting Data

Once initialized, data is encrypted using the following function and transmitted with the CCP and MPPE headers.

```
EncryptedData = rc4(RC4Key, Length_Of_Data, Data)
```

7. Changing Keys

7.1. Stateless Mode Key Changes

If stateless encryption has been negotiated, the session key changes every time the coherency count changes; i.e., on every packet. In stateless mode, the sender **MUST** change its key before encrypting and transmitting each packet and the receiver **MUST** change its key after receiving, but before decrypting, each packet (see "Synchronization", below).

7.2. Stateful Mode Key Changes

If stateful encryption has been negotiated, the sender **MUST** change its key before encrypting and transmitting any packet in which the low order octet of the coherency count equals 0xFF (the "flag" packet), and the receiver **MUST** change its key after receiving, but before decrypting, a "flag" packet (see "Synchronization", below).

7.3. The MPPE Key Change Algorithm

The following method is used to change keys:

```
/*
 * SessionKeyLength is 8 for 40-bit keys, 16 for 128-bit keys.
 *
 * SessionKey is the same as StartKey in the first call for
 * a given session.
 */

void
GetNewKeyFromSHA(
IN  unsigned char *StartKey,
IN  unsigned char *SessionKey,
IN  unsigned long SessionKeyLength
OUT unsigned char *InterimKey )
{
    unsigned char  Digest[20];

    ZeroMemory(Digest, 20);
```

```
/*
 * SHAInit(), SHAUpdate() and SHAFinal()
 * are an implementation of the Secure
 * Hash Algorithm [7]
 */

SHAInit(Context);
SHAUpdate(Context, StartKey, SessionKeyLength);
SHAUpdate(Context, SHApad1, 40);
SHAUpdate(Context, SessionKey, SessionKeyLength);
SHAUpdate(Context, SHApad2, 40);
SHAFinal(Context, Digest);

MoveMemory(InterimKey, Digest, SessionKeyLength);
}
```

The RC4 tables are re-initialized using the newly created interim key:

```
rc4_key(RC4Key, Length_Of_Key, InterimKey)
```

Finally, the interim key is encrypted using the new tables to produce a new session key:

```
SessionKey = rc4(RC4Key, Length_Of_Key, InterimKey)
```

For 40-bit session keys the most significant three octets of the new session key are now set to 0xD1, 0x26 and 0x9E respectively; for 56-bit keys, the most significant octet is set to 0xD1.

Finally, the RC4 tables are re-initialized using the new session key:

```
rc4_key(RC4Key, Length_Of_Key, SessionKey)
```

8. Synchronization

Packets may be lost during transfer. The following sections describe synchronization for both the stateless and stateful cases.

8.1. Stateless Synchronization

If stateless encryption has been negotiated and the coherency count in the received packet (C1) is greater than the coherency count in the last packet previously received (C2), the receiver MUST perform $N = C1 - C2$ key changes before decrypting the packet, in order to ensure that its session key is synchronized with the session key of the sender. Normally, the value of N will be 1; however, if intervening packets have been lost, N may be greater than 1. For example, if $C1 = 5$ and $C2 = 02$ then $N = 3$ key changes are required.

Since the FLUSHED bit is set on every packet if stateless encryption was negotiated, the transmission of CCP Reset-Request packets is not required for synchronization.

8.2. Stateful Synchronization

If stateful encryption has been negotiated, the sender **MUST** change its key before encrypting and transmitting any packet in which the low order octet of the coherency count equals 0xFF (the "flag" packet), and the receiver **MUST** change its key after receiving, but before decrypting, a "flag" packet. However, the "flag" packet may be lost. If this happens, the low order octet of the coherency count in the received packet will be less than that in the last packet previously received. In this case, the receiver **MUST** perform a key change before decrypting the newly received packet, (since the sender will have changed its key before transmitting the packet), then send a CCP Reset-Request packet (see below). It is possible that 256 or more consecutive packets could be lost; the receiver **SHOULD** detect this condition and perform the number of key changes necessary to resynchronize with the sender.

If packet loss is detected while using stateful encryption, the receiver **MUST** drop the packet and send a CCP Reset-Request packet without data. After transmitting the CCP Reset-Request packet, the receiver **SHOULD** silently discard all packets until a packet is received with the FLUSHED bit set. On receiving a packet with the FLUSHED bit set, the receiver **MUST** set its coherency count to the one received in that packet and re-initialize its RC4 tables using the current session key:

```
rc4_key(RC4Key, Length_Of_Key, SessionKey)
```

When the sender receives a CCP Reset-Request packet, it **MUST** re-initialize its own RC4 tables using the same method and set the FLUSHED bit in the next packet sent. Thus synchronization is achieved without a CCP Reset-Ack packet.

9. Security Considerations

Because of the way that the RC4 tables are reinitialized during stateful synchronization, it is possible that two packets may be encrypted using the same key. For this reason, the stateful mode **SHOULD NOT** be used in lossy network environments (e.g., layer two tunnels on the Internet).

Since the MPPE negotiation is not integrity protected, an active attacker could alter the strength of the keys used by modifying the Supported Bits field of the CCP Configuration Option packet. The effects of this attack can be minimized through appropriate peer configuration, however.

Peers MUST NOT transmit user data until the MPPE negotiation is complete.

It is possible that an active attacker could modify the coherency count of a packet, causing the peers to lose synchronization.

An active denial-of-service attack could be mounted by methodically inverting the value of the 'D' bit in the MPPE packet header.

10. References

- [1] Simpson, W., Editor, "The Point-to-Point Protocol (PPP)", STD 51, RFC 1661, July 1994.
- [2] Rand, D., "The PPP Compression Control Protocol (CCP)", RFC 1962, June 1996.
- [3] RC4 is a proprietary encryption algorithm available under license from RSA Data Security Inc. For licensing information, contact:

RSA Data Security, Inc.
100 Marine Parkway
Redwood City, CA 94065-1031
- [4] Pall, G., "Microsoft Point-to-Point Compression (MPPC) Protocol", RFC 2118, March 1997.
- [5] Bradner, S., "Key words for use in RFCs to Indicate Requirement Levels", BCP 14, RFC 2119, March 1997.
- [6] Rand, D., "PPP Reliable Transmission", RFC 1663, July 1994.
- [7] "Secure Hash Standard", Federal Information Processing Standards Publication 180-1, National Institute of Standards and Technology, April 1995.
- [8] Kohl, J. and C. Neuman "The Kerberos Network Authentication System (V5)", RFC 1510, September 1993.
- [9] Dierks, T. and C. Allen, "The TLS Protocol Version 1.0", RFC 2246, January 1999.

[10] Simpson, W., Editor, "PPP LCP Extensions", RFC 1570, January 1994.

11. Acknowledgements

Anthony Bell, Richard B. Ward, Terence Spies and Thomas Dimitri, all of Microsoft Corporation, significantly contributed to the design and development of MPPE.

Additional thanks to Robert Friend, Joe Davies, Jody Terrill, Archie Cobbs, Mark Deuser, and Jeff Haag, for useful feedback.

12. Authors' Addresses

Questions about this memo can be directed to:

Gurdeep Singh Pall
Microsoft Corporation
One Microsoft Way
Redmond, Washington 98052
USA

Phone: +1 425 882 8080
Fax: +1 425 936 7329
EMail: gurdeep@microsoft.com

Glen Zorn
cisco Systems
500 108th Avenue N.E.
Suite 500
Bellevue, Washington 98004
USA

Phone: +1 425 438 8218
Fax: +1 425 438 1848
EMail: gwz@cisco.com

13. Full Copyright Statement

Copyright (C) The Internet Society (2001). All Rights Reserved.

This document and translations of it may be copied and furnished to others, and derivative works that comment on or otherwise explain it or assist in its implementation may be prepared, copied, published and distributed, in whole or in part, without restriction of any kind, provided that the above copyright notice and this paragraph are included on all such copies and derivative works. However, this document itself may not be modified in any way, such as by removing the copyright notice or references to the Internet Society or other Internet organizations, except as needed for the purpose of developing Internet standards in which case the procedures for copyrights defined in the Internet Standards process must be followed, or as required to translate it into languages other than English.

The limited permissions granted above are perpetual and will not be revoked by the Internet Society or its successors or assigns.

This document and the information contained herein is provided on an "AS IS" basis and THE INTERNET SOCIETY AND THE INTERNET ENGINEERING TASK FORCE DISCLAIMS ALL WARRANTIES, EXPRESS OR IMPLIED, INCLUDING BUT NOT LIMITED TO ANY WARRANTY THAT THE USE OF THE INFORMATION HEREIN WILL NOT INFRINGE ANY RIGHTS OR ANY IMPLIED WARRANTIES OF MERCHANTABILITY OR FITNESS FOR A PARTICULAR PURPOSE.

Acknowledgement

Funding for the RFC Editor function is currently provided by the Internet Society.

