

Network Working Group
Request for Comments: 4296
Category: Informational

S. Bailey
Sandburst
T. Talpey
NetApp
December 2005

The Architecture of Direct Data Placement (DDP)
and Remote Direct Memory Access (RDMA) on Internet Protocols

Status of This Memo

This memo provides information for the Internet community. It does not specify an Internet standard of any kind. Distribution of this memo is unlimited.

Copyright Notice

Copyright (C) The Internet Society (2005).

Abstract

This document defines an abstract architecture for Direct Data Placement (DDP) and Remote Direct Memory Access (RDMA) protocols to run on Internet Protocol-suite transports. This architecture does not necessarily reflect the proper way to implement such protocols, but is, rather, a descriptive tool for defining and understanding the protocols. DDP allows the efficient placement of data into buffers designated by Upper Layer Protocols (e.g., RDMA). RDMA provides the semantics to enable Remote Direct Memory Access between peers in a way consistent with application requirements.

Table of Contents

1. Introduction	2
1.1. Terminology	2
1.2. DDP and RDMA Protocols	3
2. Architecture	4
2.1. Direct Data Placement (DDP) Protocol Architecture	4
2.1.1. Transport Operations	6
2.1.2. DDP Operations	7
2.1.3. Transport Characteristics in DDP	10
2.2. Remote Direct Memory Access (RDMA) Protocol Architecture ..	12
2.2.1. RDMA Operations	14
2.2.2. Transport Characteristics in RDMA	16
3. Security Considerations	17
3.1. Security Services	18
3.2. Error Considerations	19
4. Acknowledgements	19
5. Informative References	20

1. Introduction

This document defines an abstract architecture for Direct Data Placement (DDP) and Remote Direct Memory Access (RDMA) protocols to run on Internet Protocol-suite transports. This architecture does not necessarily reflect the proper way to implement such protocols, but is, rather, a descriptive tool for defining and understanding the protocols. This document uses C language notation as a shorthand to describe the architectural elements of DDP and RDMA protocols. The choice of C notation is not intended to describe concrete protocols or programming interfaces.

The first part of the document describes the architecture of DDP protocols, including what assumptions are made about the transports on which DDP is built. The second part describes the architecture of RDMA protocols layered on top of DDP.

1.1. Terminology

Before introducing the protocols, certain definitions will be useful to guide discussion:

- o Placement - writing to a data buffer.
- o Operation - a protocol message, or sequence of messages, which provide an architectural semantic, such as reading or writing of a data buffer.

- o Delivery - informing any Upper Layer or application that a particular message is available for use. Therefore, delivery may be viewed as the "control" signal associated with a unit of data. Note that the order of delivery is defined more strictly than it is for placement.
- o Completion - informing any Upper Layer or application that a particular operation has finished. A completion, for instance, may require the delivery of several messages, or it may also reflect that some local processing has finished.
- o Data Sink - the peer on which any placement occurs.
- o Data Source - the peer from which the placed data originates.
- o Steering Tag - a "handle" used to identify the buffer that is the target of placement. A "tagged" message is one that references such a handle.
- o RDMA Write - an Operation that places data from a local data buffer to a remote data buffer specified by a Steering Tag.
- o RDMA Read - an Operation that places data to a local data buffer specified by a Steering Tag from a remote data buffer specified by another Steering Tag.
- o Send - an Operation that places data from a local data buffer to a remote data buffer of the data sink's choice. Therefore, sends are "untagged".

1.2. DDP and RDMA Protocols

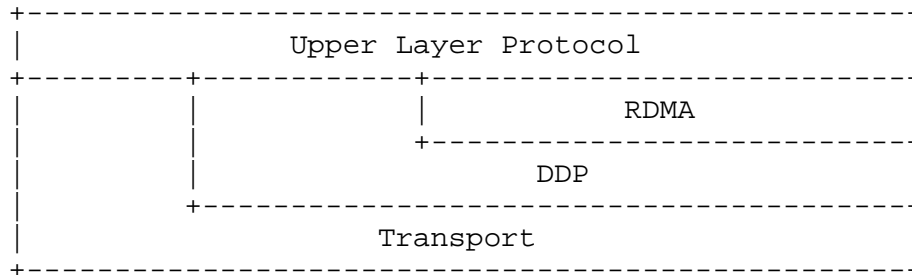
The goal of the DDP protocol is to allow the efficient placement of data into buffers designated by protocols layered above DDP (e.g., RDMA). This is described in detail in [ROM]. Efficiency may be characterized by the minimization of the number of transfers of the data over the receiver's system buses.

The goal of the RDMA protocol is to provide the semantics to enable Remote Direct Memory Access between peers in a way consistent with application requirements. The RDMA protocol provides facilities immediately useful to existing and future networking, storage, and other application protocols. [FCVI, IB, MYR, SDP, SRVNET, VI]

The DDP and RDMA protocols work together to achieve their respective goals. DDP provides facilities to safely steer payloads to specific buffers at the Data Sink. RDMA provides facilities to Upper Layers for identifying these buffers, controlling the transfer of data

between peers' buffers, supporting authorized bidirectional transfer between buffers, and signalling completion. Upper Layer Protocols that do not require the features of RDMA may be layered directly on top of DDP.

The DDP and RDMA protocols are transport independent. The following figure shows the relationship between RDMA, DDP, Upper Layer Protocols, and Transport.



2. Architecture

The Architecture section is presented in two parts: Direct Data Placement Protocol architecture and Remote Direct Memory Access Protocol architecture.

2.1. Direct Data Placement (DDP) Protocol Architecture

The central idea of general-purpose DDP is that a data sender will supplement the data it sends with placement information that allows the receiver's network interface to place the data directly at its final destination without any copying. DDP can be used to steer received data to its final destination, without requiring layer-specific behavior for each different layer. Data sent with such DDP information is said to be 'tagged'.

The central components of the DDP architecture are the 'buffer', which is an object with beginning and ending addresses, and a method (set()), which sets the value of an octet at an address. In many cases, a buffer corresponds directly to a portion of host user memory. However, DDP does not depend on this; a buffer could be a disk file, or anything else that can be viewed as an addressable collection of octets. Abstractly, a buffer provides the interface:

```
typedef struct {
    const address_t start;
    const address_t end;
    void            set(address_t a, data_t v);
} ddp_buffer_t;
```

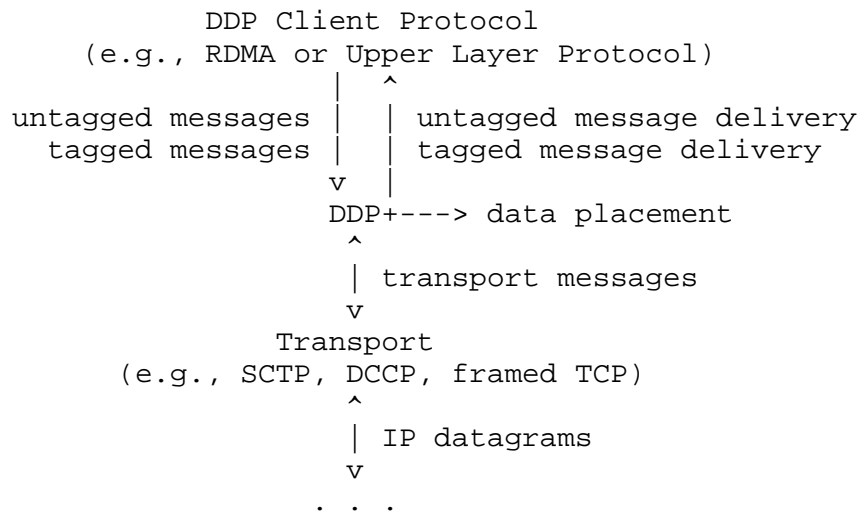
address_t

a reference to local memory

data_t

an octet data value.

The protocol layering and in-line data flow of DDP is:



In addition to in-line data flow, the client protocol registers buffers with DDP, and DDP performs buffer update (set()) operations as a result of receiving tagged messages.

DDP messages may be split into multiple, smaller DDP messages, each in a separate transport message. However, if the transport is unreliable or unordered, messages split across transport messages may or may not provide useful behavior, in the same way as splitting arbitrary Upper Layer messages across unreliable or unordered transport messages may or may not provide useful behavior. In other words, the same considerations apply to building client protocols on different types of transports with or without the use of DDP.

A DDP message split across transport messages looks like:

DDP message:

Transport messages:



Although this picture suggests that DDP information is carried in-line with the message payload, components of the DDP information may also be in transport-specific fields, or derived from transport-specific control information if the transport permits.

2.1.1. Transport Operations

For the purposes of this architecture, the transport provides:

```
void      xpt_send(socket_t s, message_t m);
message_t xpt_rcv(socket_t s);
msize_t   xpt_max_msize(socket_t s);
```

socket_t

a transport address, including IP addresses, ports and other transport-specific identifiers.

message_t

a string of octets.

`msize_t` (scalar)

a message size.

`xpt_send(socket_t s, message_t m)`

send a transport message.

`xpt_recv(socket_t s)`

receive a transport message.

`xpt_max_msize(socket_t s)`

get the current maximum transport message size. Corresponds, roughly, to the current path Maximum Transfer Unit (PMTU), adjusted by underlying protocol overheads.

Real implementations of `xpt_send()` and `xpt_recv()` typically return error indications, but that is not relevant to this architecture.

2.1.2. DDP Operations

The DDP layer provides:

```
void      ddp_send(socket_t s, message_t m);
void      ddp_send_ddp(socket_t s, message_t m, ddp_addr_t d,
                      ddp_notify_t n);
void      ddp_post_recv(socket_t s, bdesc_t b);
ddp_ind_t ddp_recv(socket_t s);
bdesc_t   ddp_register(socket_t s, ddp_buffer_t b);
void      ddp_deregister(bhand_t bh);
msizes_t  ddp_max_msizes(socket_t s);
```

`ddp_addr_t`

the buffer address portion of a tagged message:

```
typedef struct {
    stag_t stag;
    address_t offset;
} ddp_addr_t;
```

`stag_t` (scalar)

a Steering Tag. A `stag_t` identifies the destination buffer for tagged messages. `stag_ts` are generated when the buffer is registered, communicated to the sender by some client protocol

convention and inserted in DDP messages. `stag_t` values in this DDP architecture are assumed to be completely opaque to the client protocol, and implementation-dependent. However, particular implementations, such as DDP on a multicast transport (see below), may provide the buffer holder some control in selecting `stag_ts`.

`ddp_notify_t`

the notification portion of a DDP message, used to signal that the message represents the final fragment of a multi-segmented DDP message:

```
typedef struct {
    boolean_t notify;
    ddp_msg_id_t i;
} ddp_notify_t;
```

`ddp_msg_id_t` (scalar)

a DDP message identifier. `msg_id_ts` are chosen by the DDP message receiver (buffer holder), communicated to the sender by some client protocol convention and inserted in DDP messages. Whether a message reception indication is requested for a DDP message is a matter of client protocol convention. Unlike `stag_ts`, the structure of `msg_id_ts` is opaque to DDP, and therefore, it is completely in the hands of the client protocol.

`bdesc_t`

a description of a registered buffer:

```
typedef struct {
    bhand_t bh;
    ddp_addr_t a;
} bdesc_t;
```

'`a.offset`' is the starting offset of the registered buffer, which may have no relationship to the 'start' or 'end' addresses of that buffer. However, particular implementations, such as DDP on a multicast transport (see below), may allow some client protocol control over the starting offset.

`bhand_t`

an opaque buffer handle used to deregister a buffer.

recv_message_t

a description of a completed untagged receive buffer:

```
typedef struct {
    bdesc_t b;
    length_t l;
} recv_message_t;
```

ddp_ind_t

an untagged message, a tagged message reception indication, or a tagged message reception error:

```
typedef union {
    recv_message_t m;
    ddp_msg_id_t i;
    ddp_err_t e;
} ddp_ind_t;
```

ddp_err_t

indicates an error while receiving a tagged message, typically 'offset' out of bounds, or 'stag' is not registered to the socket.

msizes_t

The maximum untagged and tagged messages that fit in a single transport message:

```
typedef struct {
    msize_t max_untagged;
    msize_t max_tagged;
} msizes_t;
```

ddp_send(socket_t s, message_t m)

send an untagged message.

ddp_send_ddp(socket_t s, message_t m, ddp_addr_t d, ddp_notify_t n)

send a tagged message to remote buffer address d.

`ddp_post_recv(socket_t s, bdesc_t b)`

post a registered buffer to accept a single received untagged message. Each buffer is returned to the caller in a `ddp_recv()` untagged message reception indication, in the order in which it was posted. The same buffer may be enabled on multiple sockets; receipt of an untagged message into the buffer from any of these sockets unposts the buffer from all sockets.

`ddp_recv(socket_t s)`

get the next received untagged message, tagged message reception indication, or tagged message error.

`ddp_register(socket_t s, ddp_buffer_t b)`

register a buffer for DDP on a socket. The same buffer may be registered multiple times on the same or different sockets. The same buffer registered on different sockets may result in a common registration. Different buffers may also refer to portions of the same underlying addressable object (buffer aliasing).

`ddp_deregister(bhand_t bh)`

remove a registration from a buffer.

`ddp_max_msize(socket_t s)`

get the current maximum untagged and tagged message sizes that will fit in a single transport message.

2.1.3. Transport Characteristics in DDP

Certain characteristics of the transport on which DDP is mapped determine the nature of the service provided to client protocols. Fundamentally, the characteristics of the transport will not be changed by the presence of DDP. The choice of transport is therefore driven not by DDP, but by the requirements of the Upper Layer, and employing the DDP service.

Specifically, transports are:

- o reliable or unreliable,
- o ordered or unordered,
- o single source or multisource,

- o single destination or multideestination (multicast or anycast).

Some transports support several combinations of these characteristics. For example, SCTP [SCTP] is reliable, single source, single destination (point-to-point) and supports both ordered and unordered modes.

DDP messages carried by transport are framed for processing by the receiver, and may be further protected for integrity or privacy in accordance with the transport capabilities. DDP does not provide such functions.

In general, transport characteristics equally affect transport and DDP message delivery. However, there are several issues specific to DDP messages.

A key component of DDP is how the following operations on the receiving side are ordered among themselves, and how they relate to corresponding operations on the sending side:

- o `set()`s,
- o untagged message reception indications, and
- o tagged message reception indications.

These relationships depend upon the characteristics of the underlying transport in a way that is defined by the DDP protocol. For example, if the transport is unreliable and unordered, the DDP protocol might specify that the client protocol is subject to the consequences of transport messages being lost or duplicated, rather than requiring that different characteristics be presented to the client protocol.

Buffer access must be implemented consistently across endpoint IP addresses on transports allowing multiple IP addresses per endpoint, for example, SCTP. In particular, the Steering Tag must be consistently scoped and must address the same buffer across all IP address associations belonging to the endpoint. Additionally, operation ordering relationships across IP addresses within an association (`set()`, `get()`, etc.) depend on the underlying transport. If the above consistency relationships cannot be maintained by a transport endpoint, then the endpoint is unsuitable for a DDP connection.

Multideestination data delivery is a transport characteristic that may require specific consideration in a DDP protocol. As mentioned above, the basic DDP model assumes that buffer address values returned by `ddp_register()` are opaque to the client protocol, and can

be implementation dependent. The most natural way to map DDP to a multidestination transport is to require that all receivers produce the same buffer address when registering a multidestination destination buffer. Restriction of the DDP model to accommodate multiple destinations involves engineering tradeoffs comparable to those of providing non-DDP multidestination transport capability.

A registered buffer is identified within DDP by its `stag_t`, which in turn is associated with a socket. Therefore, this registration grants a capability to the DDP peer, and the socket (using the underlying properties of its chosen transport and possible security) identifies the peer and authenticates the `stag_t`.

The same buffer may be enabled by `ddp_post_recv()` on multiple sockets. In this case any `ddp_recv()` untagged message reception indication may be provided on a different socket from that on which the buffer was posted. Such indications are not ordered among multiple DDP sockets.

When multiple sockets reference an untagged message reception buffer, local interfaces are responsible for managing the mechanisms of allocating posted buffers to received untagged messages, the handling of received untagged messages when no buffer is available, and of resource management among multiple sockets. Where underprovisioning of buffers on multiple sockets is allowed, mechanisms should be provided to manage buffer consumption on a per-socket or group of related sockets basis.

Architecturally, therefore, DDP is a flexible and general paradigm that may be applied to any variety of transports. Implementations of DDP may, however, adapt themselves to these differences in ways appropriate to each transport. In all cases, the layering of DDP must continue to express the transport's underlying characteristics.

2.2. Remote Direct Memory Access (RDMA) Protocol Architecture

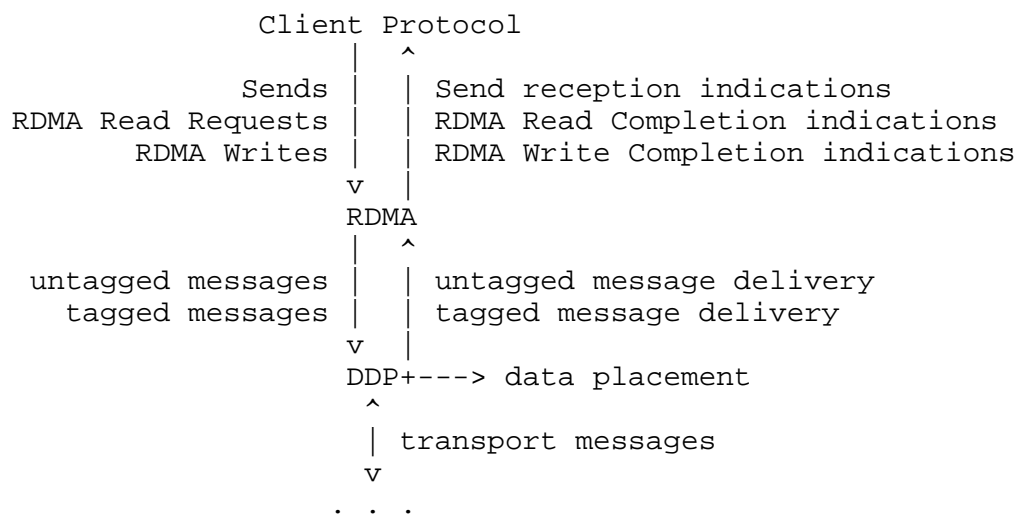
Remote Direct Memory Access (RDMA) extends the capabilities of DDP with two primary functions.

First, it adds the ability to read from buffers registered to a socket (RDMA Read). This allows a client protocol to perform arbitrary, bidirectional data movement without involving the remote client. When RDMA is implemented in hardware, arbitrary data movement can be performed without involving the remote host CPU at all.

In addition, RDMA specifies a transport-independent untagged message service (Send) with characteristics that are both very efficient to implement in hardware, and convenient for client protocols.

The RDMA architecture is patterned after the traditional model for device programming, where the client requests an operation using Send-like actions (programmed I/O), the server performs the necessary data transfers for the operation (DMA reads and writes), and notifies the client of completion. The programmed I/O+DMA model efficiently supports a high degree of concurrency and flexibility for both the client and server, even when operations have a wide range of intrinsic latencies.

RDMA is layered as a client protocol on top of DDP:



In addition to in-line data flow, read (get()) and update (set()) operations are performed on buffers registered with RDMA as a result of RDMA Read Requests and RDMA Writes, respectively.

An RDMA 'buffer' extends a DDP buffer with a get() operation that retrieves the value of the octet at address 'a':

```

typedef struct {
    const address_t start;
    const address_t end;
    void          set(address_t a, data_t v);
    data_t        get(address_t a);
} rdma_buffer_t;

```

2.2.1. RDMA Operations

The RDMA layer provides:

```

void      rdma_send(socket_t s, message_t m);
void      rdma_write(socket_t s, message_t m, ddp_addr_t d,
                    rdma_notify_t n);
void      rdma_read(socket_t s, ddp_addr_t s, ddp_addr_t d);
void      rdma_post_recv(socket_t s, bdesc_t b);
rdma_ind_t rdma_recv(socket_t s);
bdesc_t   rdma_register(socket_t s, rdma_buffer_t b,
                    bmode_t mode);
void      rdma_deregister(bhand_t bh);
msizes_t  rdma_max_msize(socket_t s);

```

Although, for clarity, these data transfer interfaces are synchronous, `rdma_read()` and possibly `rdma_send()` (in the presence of Send flow control) can require an arbitrary amount of time to complete. To express the full concurrency and interleaving of RDMA data transfer, these interfaces should also be reentrant. For example, a client protocol may perform an `rdma_send()`, while an `rdma_read()` operation is in progress.

`rdma_notify_t`

RDMA Write notification information, used to signal that the message represents the final fragment of a multi-segmented RDMA message:

```

typedef struct {
    boolean_t notify;
    rdma_write_id_t i;
} rdma_notify_t;

```

identical in function to `ddp_notify_t`, except that the type `rdma_write_id_t` may not be equivalent to `ddp_msg_id_t`.

`rdma_write_id_t` (scalar)

an RDMA Write identifier.

`rdma_ind_t`

a Send message, or an RDMA error:

```
typedef union {  
    recv_message_t m;  
    rdma_err_t e;  
} rdma_ind_t;
```

`rdma_err_t`

an RDMA protocol error indication. RDMA errors include buffer addressing errors corresponding to `ddp_err_ts`, and buffer protection violations (e.g., RDMA Writing a buffer only registered for reading).

`bmode_t`

buffer registration mode (permissions). Any combination of permitting RDMA Read (`BMODE_READ`) and RDMA Write (`BMODE_WRITE`) operations.

`rdma_send(socket_t s, message_t m)`

send a message, delivering it to the next untagged RDMA buffer at the remote peer.

`rdma_write(socket_t s, message_t m, ddp_addr_t d, rdma_notify_t n)`

RDMA Write to remote buffer address `d`.

`rdma_read(socket_t s, ddp_addr_t s, length_t l, ddp_addr_t d)`

RDMA Read `l` octets from remote buffer address `s` to local buffer address `d`.

`rdma_post_recv(socket_t s, bdesc_t b)`

post a registered buffer to accept a single Send message, to be filled and returned in-order to a subsequent caller of `rdma_recv()`. As with DDP, buffers may be enabled on multiple sockets, in which case ordering guarantees are relaxed. Also as with DDP, local interfaces must manage the mechanisms of allocation and management of buffers posted to multiple sockets.

```
rdma_recv(socket_t s);
```

get the next received Send message, RDMA Write completion identifier, or RDMA error.

```
rdma_register(socket_t s, rdma_buffer_t b, bmode_t mode)
```

register a buffer for RDMA on a socket (for read access, write access or both). As with DDP, the same buffer may be registered multiple times on the same or different sockets, and different buffers may refer to portions of the same underlying addressable object.

```
rdma_deregister(bhand_t bh)
```

remove a registration from a buffer.

```
rdma_max_msizes(socket_t s)
```

get the current maximum Send (max_untagged) and RDMA Read or Write (max_tagged) operations that will fit in a single transport message. The values returned by `rdma_max_msizes()` are closely related to the values returned by `ddp_max_msizes()`, but may not be equal.

2.2.2. Transport Characteristics in RDMA

As with DDP, RDMA can be used on transports with a variety of different characteristics that manifest themselves directly in the service provided by RDMA. Also, as with DDP, the fundamental characteristics of the transport will not be changed by the presence of RDMA.

Like DDP, an RDMA protocol must specify how:

- o `set()`s,
- o `get()`s,
- o Send messages, and
- o RDMA Read completions

are ordered among themselves and how they relate to corresponding operations on the remote peer(s). These relationships are likely to be a function of the underlying transport characteristics.

There are some additional characteristics of RDMA that may translate poorly to unreliable or multipoint transports due to attendant complexities in managing endpoint state:

- o Send flow control
- o RDMA Read

These difficulties can be overcome by placing restrictions on the service provided by RDMA. However, many RDMA clients, especially those that separate data transfer and application logic concerns, are likely to depend upon capabilities only provided by RDMA on a point-to-point, reliable transport. In other words, many potential Upper Layers, which might avail themselves of RDMA services, are naturally already biased toward these transport classes.

3. Security Considerations

Fundamentally, the DDP and RDMA protocols themselves should not introduce additional vulnerabilities. They are intermediate protocols and so should not perform or require functions such as authorization, which are the domain of Upper Layers. However, the DDP and RDMA protocols should allow mapping by strict Upper Layers that are not permissive of new vulnerabilities; DDP and RDMAP implementations should be prohibited from 'cutting corners' that create new vulnerabilities. Implementations must ensure that only 'supplied' resources (i.e., buffers) can be manipulated by DDP or RDMAP messages.

System integrity must be maintained in any RDMA solution. Mechanisms must be specified to prevent RDMA or DDP operations from impairing system integrity. For example, threats can include potential buffer reuse or buffer overflow, and are not merely a security issue. Even trusted peers must not be allowed to damage local integrity. Any DDP and RDMA protocol must address the issue of giving end-systems and applications the capabilities to offer protection from such compromises.

Because a Steering Tag exports access to a buffer, one critical aspect of security is the scope of this access. It must be possible to individually control specific attributes of the access provided by a Steering Tag on the endpoint (socket) on which it was registered, including remote read access, remote write access, and others that might be identified. DDP and RDMA specifications must provide both implementation requirements relevant to this issue, and guidelines to assist implementors in making the appropriate design decisions.

For example, it must not be possible for DDP to enable evasion of buffer consistency checks at the recipient. The DDP and RDMA specifications must allow the recipient to rely on its consistent buffer contents by explicitly controlling peer access to buffer regions at appropriate times.

The use of DDP and RDMA on a transport connection may interact with any security mechanism, and vice-versa. For example, if the security mechanism is implemented above the transport layer, the DDP and RDMA headers may not be protected. Therefore, such a layering may be inappropriate, depending on requirements.

3.1. Security Services

The following end-to-end security services protect DDP and RDMAP operation streams:

- o Authentication of the data source, to protect against peer impersonation, stream hijacking, and man-in-the-middle attacks exploiting capabilities offered by the RDMA implementation.

Peer connections that do not pass authentication and authorization checks must not be permitted to begin processing in RDMA mode with an inappropriate endpoint. Once associated, peer accesses to buffer regions must be authenticated and made subject to authorization checks in the context of the association and endpoint (socket) on which they are to be performed, prior to any transfer operation or data being accessed. The RDMA protocols must ensure that these region protections be under strict application control.

- o Integrity, to protect against modification of the control content and buffer content.

While integrity is of concern to any transport, it is important for the DDP and RDMAP protocols that the RDMA control information carried in each operation be protected, in order to direct the payloads appropriately.

- o Sequencing, to protect against replay attacks (a special case of the above modifications).
- o Confidentiality, to protect the stream from eavesdropping.

IPsec, operating to secure the connection on a packet-by-packet basis, is a natural fit to securing RDMA placement, which operates in conjunction with transport. Because RDMA enables an implementation to avoid buffering, it is preferable to perform all applicable

security protection prior to processing of each segment by the transport and RDMA layers. Such a layering enables the most efficient secure RDMA implementation.

The TLS record protocol, on the other hand, is layered on top of reliable transports and cannot provide such security assurance until an entire record is available, which may require the buffering and/or assembly of several distinct messages prior to TLS processing. This defers RDMA processing and introduces overheads that RDMA is designed to avoid. In addition, TLS length restrictions on records themselves impose additional buffering and processing for long operations that must span multiple records. TLS therefore is viewed as potentially a less natural fit for protecting the RDMA protocols.

Any DDP and RDMAP specification must provide the means to satisfy the above security service requirements.

IPsec is sufficient to provide the required security services to the DDP and RDMAP protocols, while enabling efficient implementations.

3.2. Error Considerations

Resource issues leading to denial-of-service attacks, overwrites and other concurrent operations, the ordering of completions as required by the RDMA protocol, and the granularity of transfer are all within the required scope of any security analysis of RDMA and DDP.

The RDMA operations require checking of what is essentially user information, explicitly including addressing information and operation type (read or write), and implicitly including protection and attributes. The semantics associated with each class of error resulting from possible failure of such checks must be clearly defined, and the expected action to be taken by the protocols in each case must be specified.

In some cases, this will result in a catastrophic error on the RDMA association; however, in others, a local or remote error may be signalled. Certain of these errors may require consideration of abstract local semantics. The result of the error on the RDMA association must be carefully specified so as to provide useful behavior, while not constraining the implementation.

4. Acknowledgements

The authors wish to acknowledge the valuable contributions of Caitlin Bestler, David Black, Jeff Mogul, and Allyn Romanow.

5. Informative References

- [FCVI] ANSI Technical Committee T11, "Fibre Channel Standard Virtual Interface Architecture Mapping", ANSI/NCITS 357-2001, March 2001, available from <http://www.t11.org/t11/stat.nsf/fcproj>.
- [IB] InfiniBand Trade Association, "InfiniBand Architecture Specification Volumes 1 and 2", Release 1.1, November 2002, available from <http://www.infinibandta.org/specs>.
- [MYR] VMEbus International Trade Association, "Myrinet on VME Protocol Specification", ANSI/VITA 26-1998, August 1998, available from <http://www.myri.com/open-specs>.
- [ROM] Romanow, A., Mogul, J., Talpey, T., and S. Bailey, "Remote Direct Memory Access (RDMA) over IP Problem Statement", RFC 4297, December 2005.
- [SCTP] Stewart, R., Xie, Q., Morneault, K., Sharp, C., Schwarzbauer, H., Taylor, T., Rytina, I., Kalla, M., Zhang, L., and V. Paxson, "Stream Control Transmission Protocol", RFC 2960, October 2000.
- [SDP] InfiniBand Trade Association, "Sockets Direct Protocol v1.0", Annex A of InfiniBand Architecture Specification Volume 1, Release 1.1, November 2002, available from <http://www.infinibandta.org/specs>.
- [SRVNET] R. Horst, "TNet: A reliable system area network", IEEE Micro, pp. 37-45, February 1995.
- [VI] D. Cameron and G. Regnier, "The Virtual Interface Architecture", ISBN 0971288704, Intel Press, April 2002, more info at <http://www.intel.com/intelpress/via/>.

Authors' Addresses

Stephen Bailey
Sandburst Corporation
600 Federal Street
Andover, MA 01810 USA
USA

Phone: +1 978 689 1614
EMail: steph@sandburst.com

Tom Talpey
Network Appliance
1601 Trapelo Road
Waltham, MA 02451 USA

Phone: +1 781 768 5329
EMail: thomas.talpey@netapp.com

Full Copyright Statement

Copyright (C) The Internet Society (2005).

This document is subject to the rights, licenses and restrictions contained in BCP 78, and except as set forth therein, the authors retain all their rights.

This document and the information contained herein are provided on an "AS IS" basis and THE CONTRIBUTOR, THE ORGANIZATION HE/SHE REPRESENTS OR IS SPONSORED BY (IF ANY), THE INTERNET SOCIETY AND THE INTERNET ENGINEERING TASK FORCE DISCLAIM ALL WARRANTIES, EXPRESS OR IMPLIED, INCLUDING BUT NOT LIMITED TO ANY WARRANTY THAT THE USE OF THE INFORMATION HEREIN WILL NOT INFRINGE ANY RIGHTS OR ANY IMPLIED WARRANTIES OF MERCHANTABILITY OR FITNESS FOR A PARTICULAR PURPOSE.

Intellectual Property

The IETF takes no position regarding the validity or scope of any Intellectual Property Rights or other rights that might be claimed to pertain to the implementation or use of the technology described in this document or the extent to which any license under such rights might or might not be available; nor does it represent that it has made any independent effort to identify any such rights. Information on the procedures with respect to rights in RFC documents can be found in BCP 78 and BCP 79.

Copies of IPR disclosures made to the IETF Secretariat and any assurances of licenses to be made available, or the result of an attempt made to obtain a general license or permission for the use of such proprietary rights by implementers or users of this specification can be obtained from the IETF on-line IPR repository at <http://www.ietf.org/ipr>.

The IETF invites any interested party to bring to its attention any copyrights, patents or patent applications, or other proprietary rights that may cover technology that may be required to implement this standard. Please address the information to the IETF at ietf-ipr@ietf.org.

Acknowledgement

Funding for the RFC Editor function is currently provided by the Internet Society.

